


# TO ADD SDSs TO THE SAFECOLLEGE WEB SITE

The options are;

1. Use SafeSchools "Search" feature. <http://dmacc-ia.safecollegesds.com/>

If you cannot find your SDS in the SafeColleges database, then you can look at other web sites to find it; then upload the SDS into the SafeColleges database using the following.

2. Use MSDS.com <https://www.msds.com/> User name **DMACC**, Password **DMACC**



3. Google the manufacturer ie <http://www.nufarm.com/CA/LabelsMSDS>

4. Get a hard copy of the MSDS and scan it.

5. Contact Jay Tiefenthaler or Mark Baethke

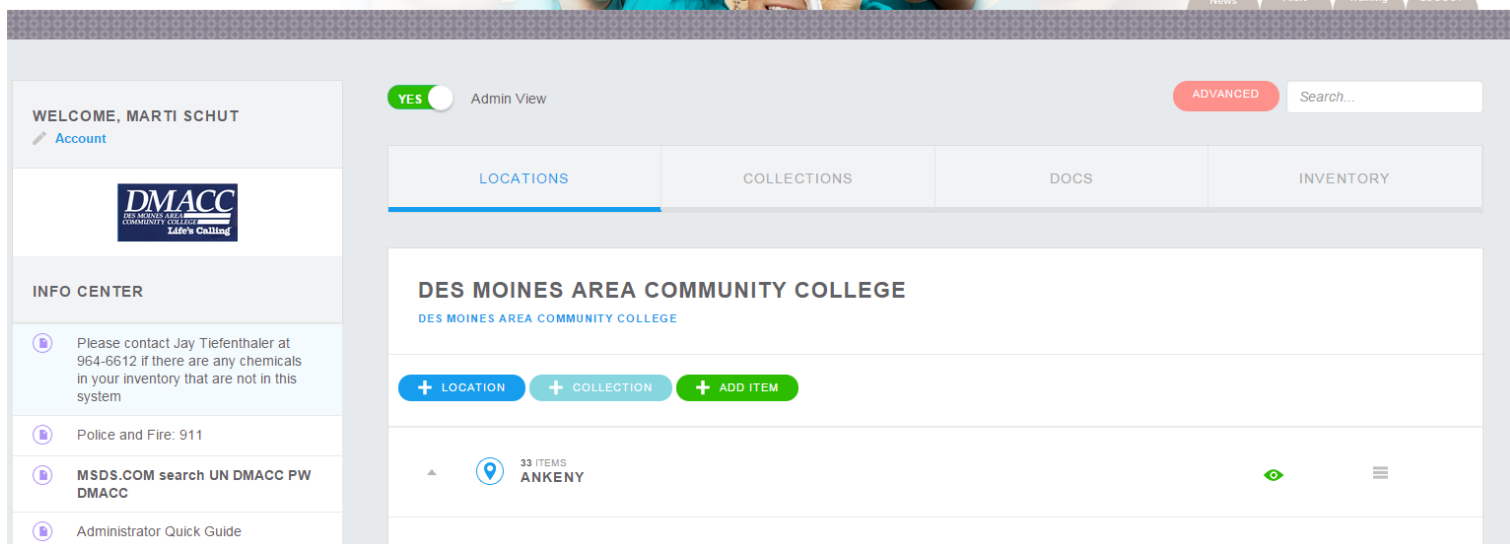
Options 2, 3 and 4 require you to save the MSDS as a PDF in the Q drive and then upload it to SafeColleges. <Q:\PP\SHARED\SAFETY\RTK\GHS 2014\MSDS downloaded from manufacturers webpages>.

## TO ADD A SDS FROM THE SAFECOLLEGES WEBSITE

Login in to SafeColleges

Username FirstnameLastname

PW Firstname



SafeCollege web page SDS adding instructions.docxQ:\PP\SHARED\SAFETY\RTK\GHS 2014\SafeCollege web page SDS adding instructions.docx

Click "Admin View" so that it states "YES"

Click "Advanced search"

The screenshot shows the top navigation bar with the SafeCollege logo and user account information for Marti Schut. A red arrow points to the "Admin View" toggle, which is currently set to "YES". Another red arrow points to the "ADVANCED" search button. Below the navigation bar are tabs for "LOCATIONS", "COLLECTIONS", "DOCS", and "INVENTORY". The "SEARCH IN" dropdown is set to "Safety Sheet Repository", and the "SEARCH" button is highlighted in green. Below the search bar are input fields for "PRODUCT NAME" and "MANUFACTURER", and a date selector for "EFFECTIVE DATE". At the bottom, there are sections for "HMIS HAZARDS" and "NFPA HAZARDS" with input fields for "HEALTH HAZARD" and "FLAMMABILITY".

Under "Search In" click so that it says Safety Sheet Repository

Type in Product name and/or manufacturer and click Search

This screenshot shows the same interface as the previous one, but with the "MANUFACTURER" field filled with "Johnson". A red arrow points to the "SEARCH" button, which is now highlighted in green. Another red arrow points to the "Safety Sheet Repository" option in the "SEARCH IN" dropdown. The "ADVANCED" search button is also visible. The "HEALTH HAZARD" and "FLAMMABILITY" fields for both HMIS and NFPA are empty. The hazard icons at the bottom right are also visible.

## Select the MSDS you are looking for

WELCOME, MARTI SCHUT Account

DMACC  
THE MINNESOTA-ACADEMY COMMUNITY COLLEGE  
Life's Calling

INFO CENTER

- Please contact Jay Tiefenthaler at 964-6612 if there are any chemicals in your inventory that are not in this system
- Police and Fire: 911
- MSDS.COM search UN DMACC PW DMACC
- Administrator Quick Guide

YES Admin View ADVANCED Search...

LOCATIONS COLLECTIONS DOCS INVENTORY

### SEARCH RESULTS

SEARCH OPTIONS

10 records per page Filter Results: [ ]

Previous 1 2 3 4 5 ... 193 Next

Name	Number of Revisions	Effective Date
Ziploc Big Bag XXL Double Zipper	1	2007-05-30
PAN CLEAN (JOHNSON) DILUTE	1	1994-06-03
DUST MOP TREATMENT AND DUSTING & CLEANING SPRAY	1	2004-04-29

When the SDS displays, at the bottom select the Collection you want the SDS to be stored in. Then select Collections and return the main page. Check the Collection to verify it is there.

YES Admin View ADVANCED Search...


LOCATIONS **COLLECTIONS** DOCS INVENTORY

ZIPLOC BIG BAG XXL DOUBLE ZIPPER [Download this Safety Sheet](#)

EDIT CONTAINER LABELS SELECT DOC REVISION

### MATERIAL SAFETY DATA SHEET

#### EXEMPTION STATEMENT

JohnsonDiversey   
Clean is just the beginning  
Version Number: 1 Preparation date: 2007-05-30

#### 1. PRODUCT AND COMPANY IDENTIFICATION

**Product name:** Ziploc Big Bag XXL Double Zipper

MSDS #: MS6500253  
Product Code: CB656483  
Recommended use: Industrial/Institutional Food Storage

**Manufacturer, importer, supplier:**  
Consumer Branded Professional Products  
JohnsonDiversey, Inc.  
8310 16th Street  
Shurlevant, Wisconsin 53177-0902  
Phone: (888) 352-2249  
Customer Service #: 1-800-242-1677

#### 2. EXEMPTION STATEMENT

This product is considered an "article" under OSHA's regulations at 29 CFR §1910.1200(c). Article means a manufactured item other than a fluid or particle:

- (i) which is formed to a specific shape or design during manufacture;
- (ii) which has end use function(s) dependent in whole or in part upon its shape or design during end use; and
- (iii) which under normal conditions of use does not release more than very small quantities, e.g., minute or trace amounts of a hazardous chemical (as determined under paragraph (d) of this section), and does not pose a physical hazard or health risk to employees.

MSDSs are not required for articles in accordance with OSHA's regulations at 29 CFR §1910.1200(b)(6)(v).

In Canada, WHMIS-controlled products are regulated under the Hazardous Products Act (HPA) and associated Controlled Products Regulations (CPR). Section 13 of the HPA requires suppliers to transmit MSDSs to customers. However, this product is classified as non-hazardous, is not WHMIS-controlled under the HPA, and does not require an MSDS to be transmitted.

You may be sure that every effort is made to provide customers with a product which is properly labeled and safe for its intended use. It is the user's

Manufacturer Information

NAME  
JohnsonDiversey, Inc.


ADDRESS

PHONE

Effective Date  
2007-05-30

Pictogram  
--

NFPA



HMIS

**HEALTH**

**FLAMMABILITY**

**PHYSICAL HAZARD**

PERSONAL PROTECTION

Signal Word

Hazard Statements

Precautionary Statements

COLLECTIONS

Automotive Program <input type="checkbox"/>	Custodial <input checked="" type="checkbox"/>	FBG Custodial <input type="checkbox"/>
Grounds/Transportation <input type="checkbox"/>	Mail <input type="checkbox"/>	Marsden Custodial <input type="checkbox"/>
Mech/Elect <input type="checkbox"/>	Paint/Carpentry <input type="checkbox"/>	Security <input type="checkbox"/>
Urban Custodial <input type="checkbox"/>	Urban Grounds <input type="checkbox"/>	Urban Science <input type="checkbox"/>
Warehouse <input type="checkbox"/>		